



## Weaving Techniques

In basket weaving, the warp refers to the passive, usually vertical element. The weft is the active element that intersects with the warp. The weft is usually horizontal in basket weaving. In the photos below, the weft is identified by a pink arrow, and the warp is identified by an orange arrow. The four examples pictured here are from the Biderbost Site, 45-SN-100.



### Open plain twining

In this weaving technique, the active weft is twisted around the passive warp. At least two flexible strands make up the weft element in this technique. In open plain twining, spaces are left between the wefts.




### Close plain twining

In close plain twining, the wefts are twined row upon row, leaving no open spaces.



### Checker plaiting

Plaiting involves passing the weft over and under the warp element. In checker plaiting, each weft alternates between over and under, producing a checkered effect.



### 3/3 Twill plaiting

In twill plaiting, each weft passes over and under two or three warps. In this case, the weft passes over and under three warps.